

The Stellar

Slimline aluminium bifold door

Discover Star Quality



stellarTM
ALUMINIUM SYSTEMS



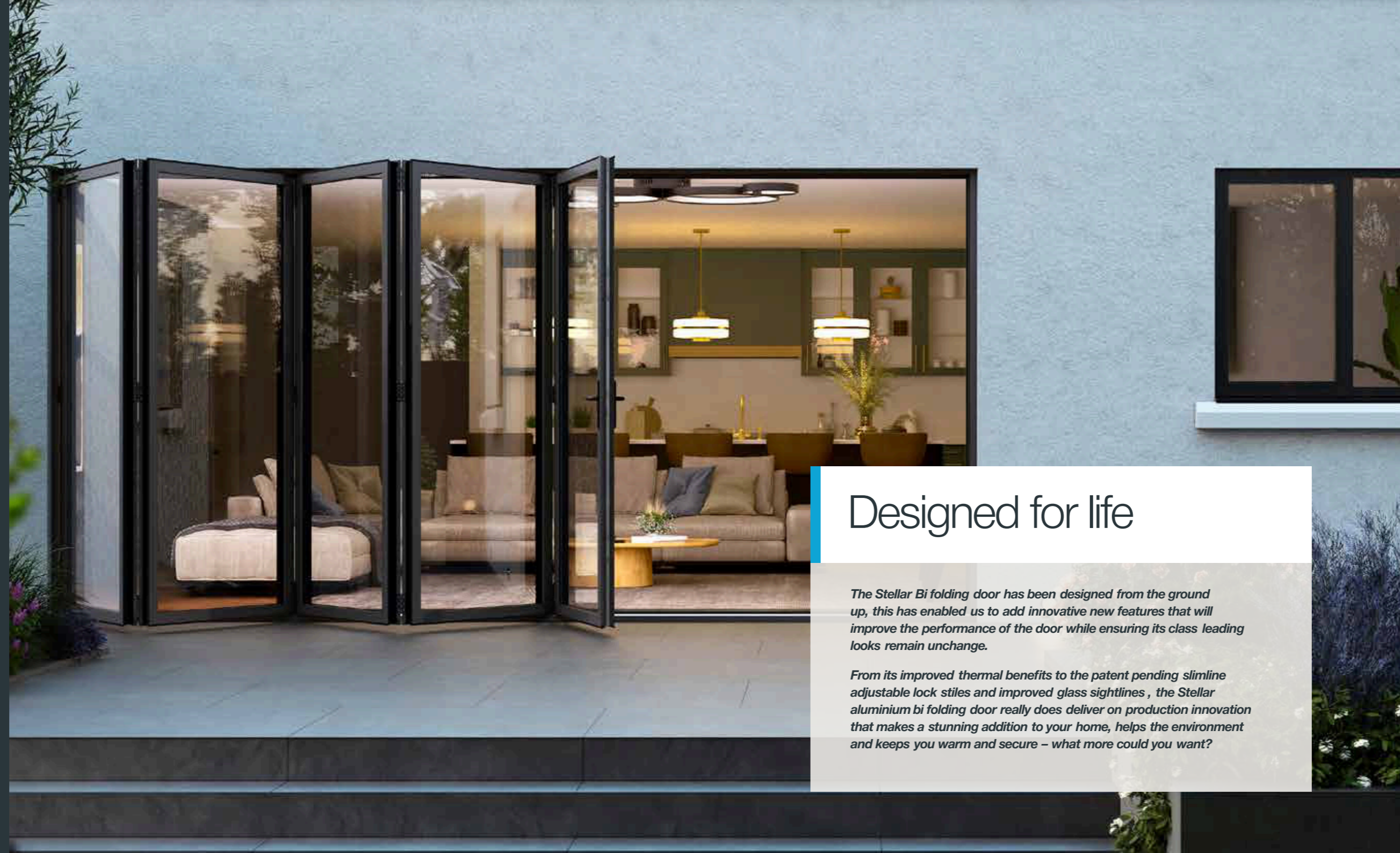
Stellar

The Stellar Slimline Aluminium Bifold Door is part of the multi-award-winning Stellar aluminium window and door system from Epwin Window Systems, the UK's largest systems house.

Designed and manufactured in Britain, Stellar provides the best aluminium window and door products for today's discerning homeowners.

You can be confident that the innovative patented features of the Stellar bi folding door will not only have helped to future proof your home from a thermal and security point of view, but also that your new doors will make you the envy of your neighbours as well with its stunning good looks.

Ask for more information on the other products in the Stellar range.



Designed for life

The Stellar Bi folding door has been designed from the ground up, this has enabled us to add innovative new features that will improve the performance of the door while ensuring its class leading looks remain unchanged.

From its improved thermal benefits to the patent pending slimline adjustable lock stiles and improved glass sightlines, the Stellar aluminium bi folding door really does deliver on production innovation that makes a stunning addition to your home, helps the environment and keeps you warm and secure – what more could you want?

Our new bifold door has allowed us to flood our home with light, it has been life changing for the family.


Maggie Jones

Our new door opens straight onto the decking and has provided us with a gorgeous open space for when we are entertaining.

Dave O'Neil

I was so impressed with the difference it made to the back of my house, I have recommended them to all my friends.

Emily Downing



The Stellar Aluminium Slimline Bifold Door difference

A bifold door is a stunning style statement that connects the indoors and outdoors in an extraordinary way.

When you choose the Stellar Aluminium Slimline Bifold Door, you take the effortless elegance of a bifold door to the next level. Stellar has all the strength a bifold needs and packs a real punch with its stunningly slim sashes, expansive glazed area and contemporary square aesthetics. Innovative Polyamide thermal break technology delivers low thermal conductivity, and ensures this high-quality door is also highly insulating and meets the requirements of the 2022 Part L Building Regulations with standard 28mm double glazing.

Bifold doors need exceptional hardware, and Stellar components have passed the 10,000-cycle test to ensure reliable operation even at the largest sash sizes/weights. And the unique patent-pending slimline lock stile allows for easy adjustment during fitting while delivering a larger glass area. Super-tough polyester powder coating resists damage from scuffs and the day-to-day knocks. Add to that a range of hardware options and you have a bi folding door that will suit all styles of home.

- Fantastic thermal performance
- Weather performance
- Air permeability to 600Pa
- Water tightness to 200Pa
- Wind load resistance to 1200Pa
- Can be double or triple glazed

Mechanically jointed frames for easy transportation

28mm or 36mm glazing options

PAS 24:2016 accredited system and Secured by Design option

Inward and outward opening leaves

Thermal break technology means the door meets Part L thermal efficiency requirements with standard 28mm double glazing

Fantastic thermal performance

Slimline 117mm meeting stile

Low threshold option available

Exceptionally slim sightlines and beautifully expansive glazed area

Choice of access door position

Faster installation with patented pre-gasketed knock in beads means less time on site

Adjustable unique patent-pending locking stile so the clearance between lock and keep can be adjusted to take up cutting tolerances

Tailed glazing gaskets and under-glass seal break up the cavities behind and under glass for further thermal insulation

Stainless steel tracks and quad stainless-steel rollers so the door opens and closes effortlessly every time



Explore your options

Every Stellar Aluminium Slimline Bifold Door is a bespoke product.

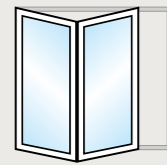
From the configuration of the door panels to the colour of the frames and handles, every element is tailored to your precise specifications to fit perfectly with any home. You can find out more about your options over the following pages. There are multiple options available in single traffic door, French door or left and right stacking.




Dimensions and Configurations

- Up to seven sashes
- Open in or open out options
- Sash width to 1200mm
- Maximum height: 2500mm
- Maximum weight: 120kg
- Maximum overall width: 5900mm


OPEN OUT




Type 220 (202) -
No external access or traffic door with this design



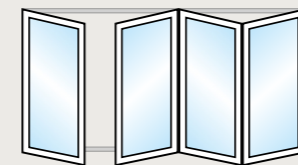
Type 312 (321)




Type 330 (303)




Type 440 (404) -
No external access or traffic door with this design




Type 413 (431)




Type 422 - No external access or traffic door with this design



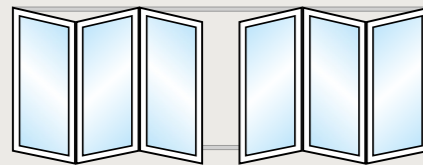
Type 550 (505)




Type 541 (514)




Type 532 (523)



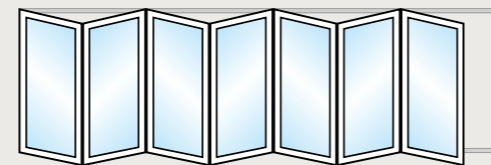
Type 633



Type 651 (615)

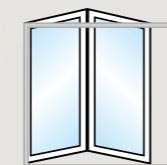


Type 660 (606) - No external access or traffic door with this design




Type 770 (707)


OPEN IN




Type 220 (202) -
No external access or traffic door with this design




Type 312 (321)




Type 330 (303)




Type 440 (404) -
No external access or traffic door with this design




Type 413 (431)



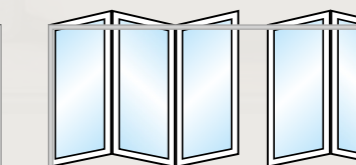
Type 422 - No external access or traffic door with this design



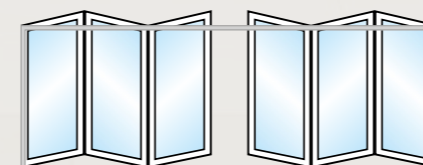
Type 550 (505)




Type 541 (514)




Type 532 (523)




Type 633



Type 651 (615)



Type 660 (606) - No external access or traffic door with this design



Type 770 (707)

Inspirational colour

The beauty of aluminium is the range of colours available to you.

The Stellar Aluminium Slimline Bifold Door are finished with a tough, durable polyester powder coating working in accordance with the Qualicoat* specification.


Stellar offers marine grade finish as standard to ensure outstanding resilience in even the most challenging environments.

Whether you want your Stellar Aluminium Slimline Bifold Door to blend in or make a statement, the choice is yours.

Stellar colour range




Signal White
Flat/Matt RAL 9003



Anthracite Grey
Flat/Matt RAL 7016



Anthracite Grey/Signal White
Flat/Matt RAL 7016 / 9003



Jet Black
Flat/Matt RAL 9005




Jet Black/Signal White
Flat/Matt RAL 9005 / 9003




Cream
Flat/Matt RAL 9001



Agate Grey
Flat/Matt RAL 7038



Chocolate Brown
Flat/Matt RAL 8017



Slate Grey
Flat/Matt RAL 7015

*Qualicoat is an organisation committed to maintain and promoting the quality of coating on aluminium and its alloys used in architectural applications. It gives purchasers the assurance of a premium grade product.



Paint finish guarantee

The Stellar Aluminium Slimline Bifold Door comes with a 10-year guarantee that covers the coated aluminium against:

- peeling, powdering and blistering
- corrosion, except due to bending or folding after the application of the paint
- chalking, fading and loss of sheen
- filiform corrosion

Accessory perfection

Door Furniture

Door furniture on the Stellar Aluminium Bifold Door has been carefully considered to beautifully complement the doors and give consistent styling with the other products in the Stellar window and door range.



Multiple Opening Options

The Stellar Aluminium Slimline Bifold Door has a range of multiple options including, left, right and both side stacking. There is also the option to have a French door-style arrangement within the bifold. It's a sophisticated alternative to the single master opening leaf that's traditional for bifolding doors.



Finishes have been selected for scratch resistance and durability and we only source from the most reputable suppliers so you can be sure every element is robust and reliable.



White


Gold

Graphite

Chrome

Black

Rollers, hinges and internal handles are supplied in black.



Thresholds

The Stellar Aluminium Slimline Bifold Door has a range of threshold options. Choose a system set into the floor for a seamless transition between inside and outside. Choose a system designed for easy wheelchair access if required. For exposed locations there are deeper thresholds that have been developed to channel water away from the home.

All our cills are integrated to provide reliable drainage and are easy to install because there are no concealed preps to consider.

Insulating the home

The Stellar Aluminium Slimline Bifold Door meets the new Part L requirements for thermal efficiency with standard 28mm double glazing.

The Stellar Aluminium Slimline Bifold Door features intelligently designed polyamide thermal breaks that feature low thermal conductivity and legs to break up cavities. It all adds up to a highly insulated bifold door that protects the home from the elements. It also adds up to a door that has a U-value of 1.3 W/(m²K) with 28mm double glazing.



Protecting the home

Security

Security is an integral part of every Stellar Aluminium bifold door. As a material, aluminium offers exceptionally high strength and dimensional stability.

For added peace of mind, the Yale multi point lock, one of the most trusted names in home security is fitted to every Stellar bifold door.

These, combined with an incredibly robust hinge and shootbolt set up, resulted in the Stellar door passing the rigorous PAS24 2016 test for enhanced security and can now be easily upgraded to the police approved "Secured by Design" accreditation.

Secured by Design



Official Police Security Initiative



A truly British heritage



Stellar bifold doors are manufactured from profiles produced by Epwin Window Systems.

Our products are designed and manufactured in Great Britain by a team of experts with over 500 years' industry experience between them. The Epwin policy of continuous investment in our staff, products and service has led to multiple awards and the enviable position of no1 (by volume) in the industry.

The Stellar bifolding door system has been many years in design, this has enabled us to witness the product flaws and associated issues that were prevalent in our competitors earlier models and it has been this knowledge (along with a good understanding of what homeowners want), which has enabled our designers to produce, what we think is the ultimate in cutting edge, robust and visually stunning bifold door design.



Caernarfon Branch

Zone 2 Cibyn Industrial Estate,
Caernarfon
Gwynedd
LL55 2BD

✉ caernarfon@eweplastics.co.uk
☎ 01286 674 882

Mold Branch

Unit 7 Broncoed Industrial Park,
Mold
Flintshire
CH7 1HP

✉ mold@eweplastics.co.uk
☎ 01352 752 006

Crewe Branch

Unit 11 Crewe Gates Industrial
Estate, Crewe
Cheshire
CW1 6YY

✉ crewe@eweplastics.co.uk
☎ 01270 251 044

Cheadle Hulme Branch

Unit 10, Commercial Avenue,
Stanley Green Industrial Estate
Cheadle Hulme
Cheshire
SK8 6QH

✉ cheadle@eweplastics.co.uk
☎ 0161 485 8901